

# Santa's Footprints

**A plastic canvas needlepoint project with a glow-in-the-dark surprise.**

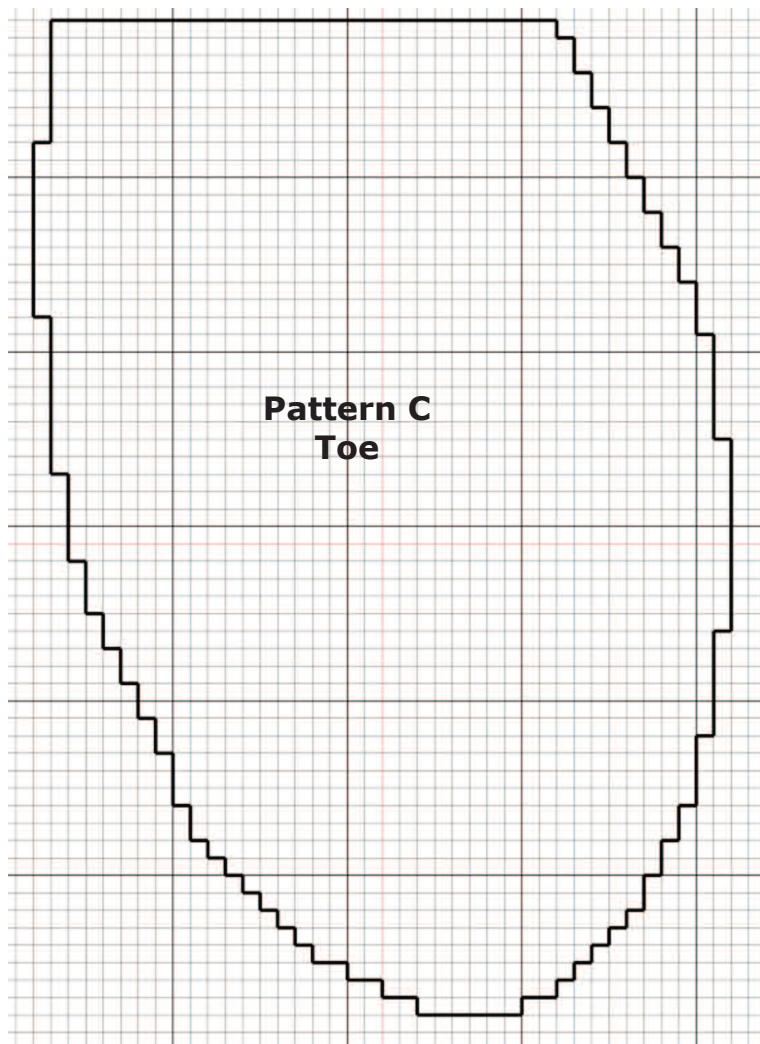
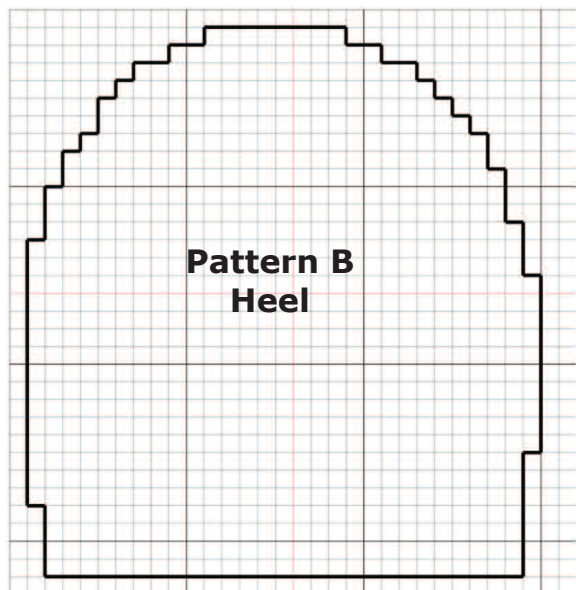
Designed by Rosemarie Walter for Kreinik  
Size: about 11 inches long by 4 inches wide

## Materials needed:

- Kreinik 1/8" Ribbon, 10-meter spool of 052F Grapefruit
- DMC Perle Cotton size 3, 6 skeins of white
- 10-count clear plastic canvas, 2 sheets

## Directions:


1. Cut 2 each (note: pattern is for right foot, turn pieces over for left foot): A-full print, B-heel, C-toe.
2. Lay B-heel and C-toe over A-full print. Stitch according to graph using 1 or 2 strands of Perle Cotton as indicated for satin stitch, slanted satin stitch and gobelin stitch. With Kreinik 052F Ribbon, half-cross stitch according to graph.
3. Backstitch lettering with 052F Ribbon, laying the ribbon flat as you stitch.
4. Overcast edges with 052F Ribbon, keeping ribbon flat as you stitch.



© Copyright Kreinik.  
All rights reserved.

www.kreinik.com • 1-800-537-2166

*Pattern A on next page*



**Color key:**

Brown lines: 2 strands Perle Cotton in gobelin stitch

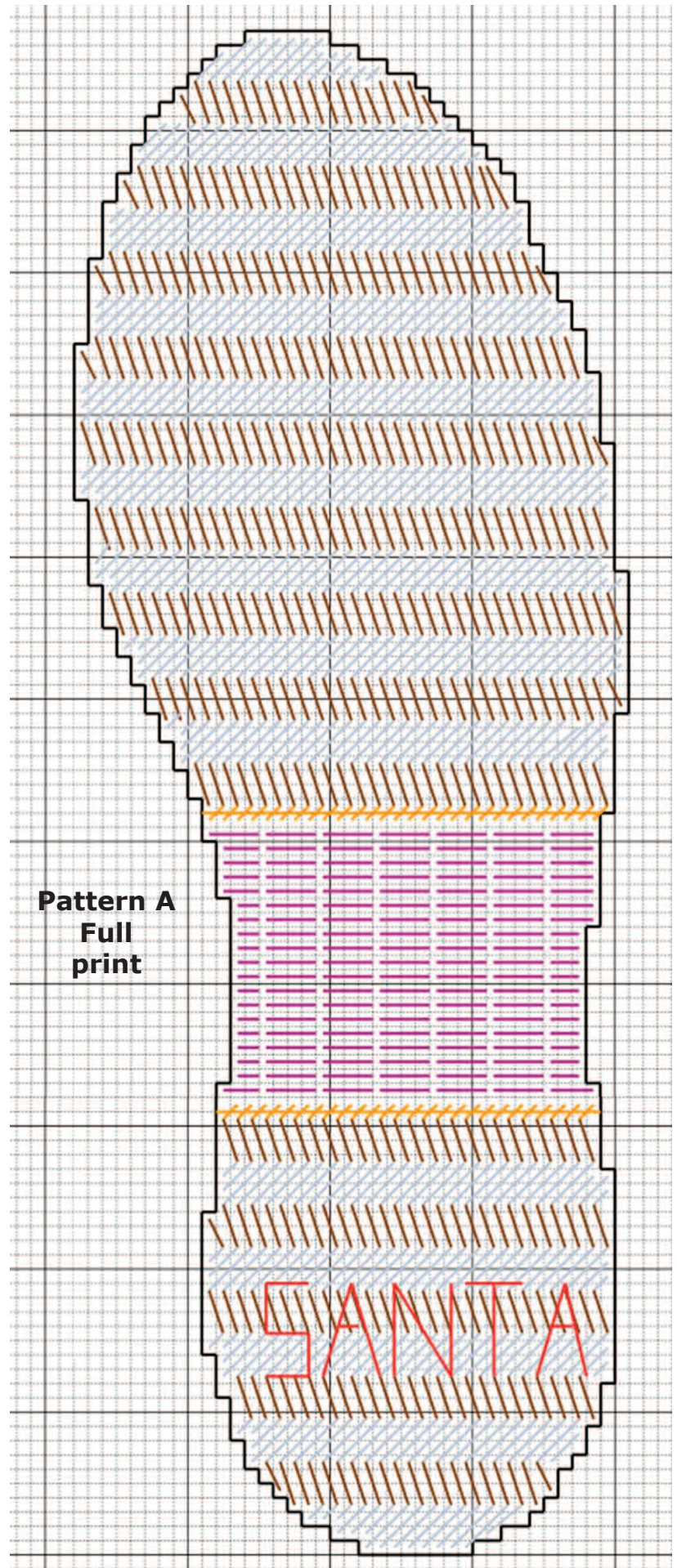
Light Blue lines: 1 strand Perle Cotton in slanted satin stitch

Horizontal Purple lines: 2 strands Perle Cotton in satin stitch

Yellow lines: 1/8" Ribbon 052F Grapefruit in half-cross stitch

Red lines: 1/8" Ribbon 052F in straight stitch

Black lines: 1/8" Ribbon 052F overcast edges




# Kreinik

Join Kreinik online  
Share your project photos  
and connect with us!

